



VIEW VIDEO

FRANNA
A TEREX BRAND

FR 17

PICK AND CARRY
CRANE



MAXIMUM RATED CAPACITY
17 t



MAXIMUM BOOM LENGTH
18.23 m
(manual extension) **20.83 m**
(with fly jib)



MAXIMUM TIP HEIGHT
20.4 m
(with fly jib)



**Enhanced
Safety Features**



**Clutch Free
Operation**



OVERVIEW

The FR 17 is a very compact pick and carry mobile crane from Franna product range specially designed for Indian market for higher lifting capacity applications (17 Tonne). This 4WD crane has a powerful BSIV emission compliance engine, synchro shuttle transmission and heavy-duty axles that makes it versatile for all types of crane application.

This machine has a large torque converter, there is no clutch pedal which reduces driver fatigue while working for long crane hours. This crane combines safety and comfort with smooth steering flexibility, providing the operator with the ability to lift and manoeuvre in tight spaces. The heavy-duty U section fabricated boom with welding on the neutral axis offers superior durability and a competitive edge while lifting heavy loads.



Telematics



5T Winch



Lowest Turning Radius



4x4



10 Bolt Carraro Axle



Torque Converter



5 Hook Positionings



U-Section Boom



Available with Outriggers



Double Cabin

TECHNICAL DESCRIPTION

01. Boom

Maximum boom length (manual extn.)	18.23 m
Maximum boom length (fly jib)	20.83 m
Maximum tip height (fly jib)	20.4 m
Boom elevation angle range	-5°/60°
Articulation	40° R / 40° L
Fixed lug	17 tonne
Machinery hook (rhino)	8 tonne

02. Winch

Maximum line pull	3.5 tonne
Single speed winch (raising 4th layer)	48 m/min
4 Part Hook block	10.5 tonne max rated capacity, fully compensated hook height whilst telescoping the boom

03. Engine & Transmission

Standard engine	Volvo Eicher E494
Engine power	74 kW@2400 rpm
Engine torque	400 Nm
Fuel Type	Diesel
Fuel Capacity	270 litre
Transmission	Carraro 4 Speed Synchro shuttle
Torque Converter	SACHS 2.38 ratio

04. Hydraulic System

High Pressure Vane pump	46 cc/rev
Maximum pump flow rate	110 litre/min
Maximum working pressure	220 bar
Hydraulic Oil	175 litre

05. Axle Loadings (with attachments) & Turning Radius

Front Axle	6600 kg
Rear Axle	10200 kg
Total	16800 kg
Turning Radius	6.77 m
Ground Clearance	325 mm

06. Brakes

Brake System	Hydraulic Disc Brake
--------------	----------------------

07. Tyres & Rims

Front	11.00x20-16PR dual tires, 8x20 (10 stud) rims
Rear	11.00x20-16PR dual tires, 8x20 (10 stud) rims

08. Electricals


System	12V DC
--------	--------

09. Steering

Steering	Full power orbitrol with twin cushioned double acting rams with 40 deg articulation either side
----------	---

10. Vehicle Performance & Drive

Max Speed	42 km/h
Gradeability	33% (laden), 50% (unladen)
Drive	4x4

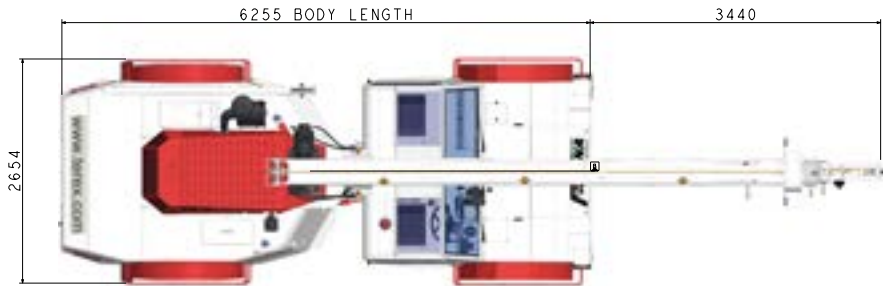


Additional options include:

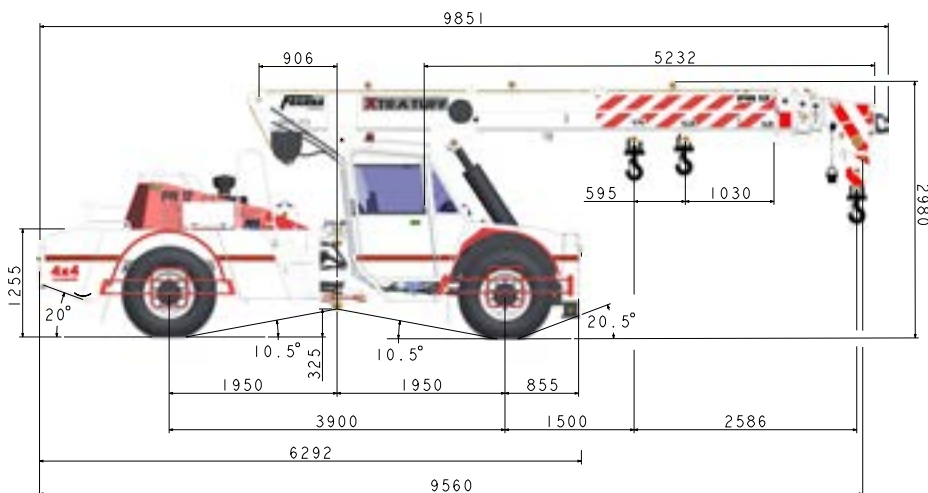
Outrigger, Safe Load Indicator (SLI), Fly Jib, Man Basket, AC Cabin, USB Player, Reverse Camera, Drag Winch, Safety Grill, Crash Guard, Rhino Hook, Beacon Light, Extra Hook, Water tank for Wiper

DIMENSIONS / AREA OF OPERATION

Plan view



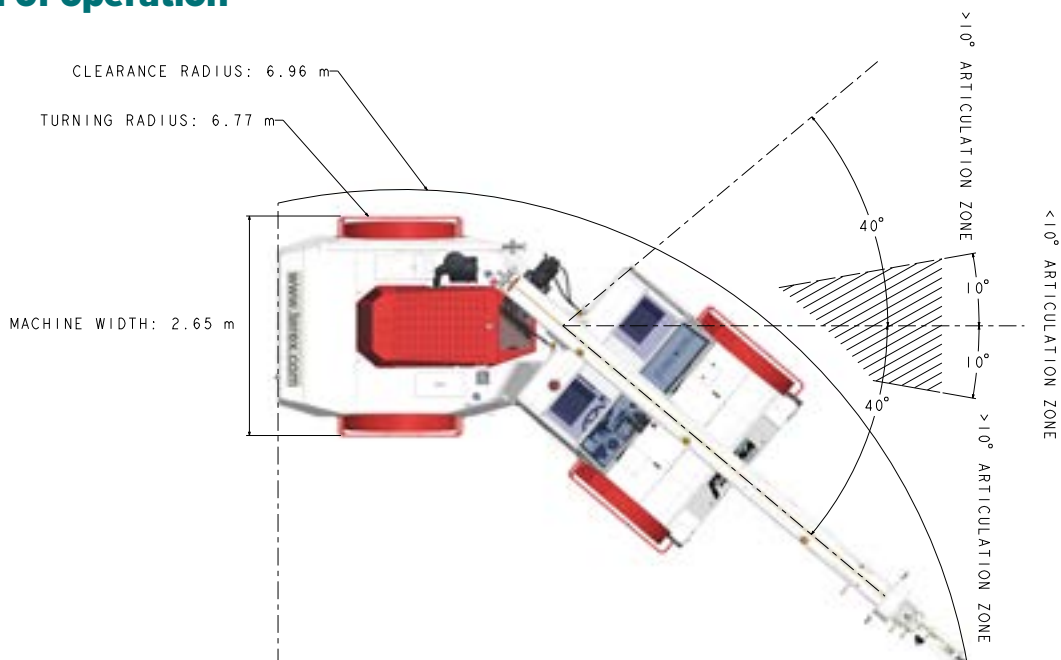
Right hand view



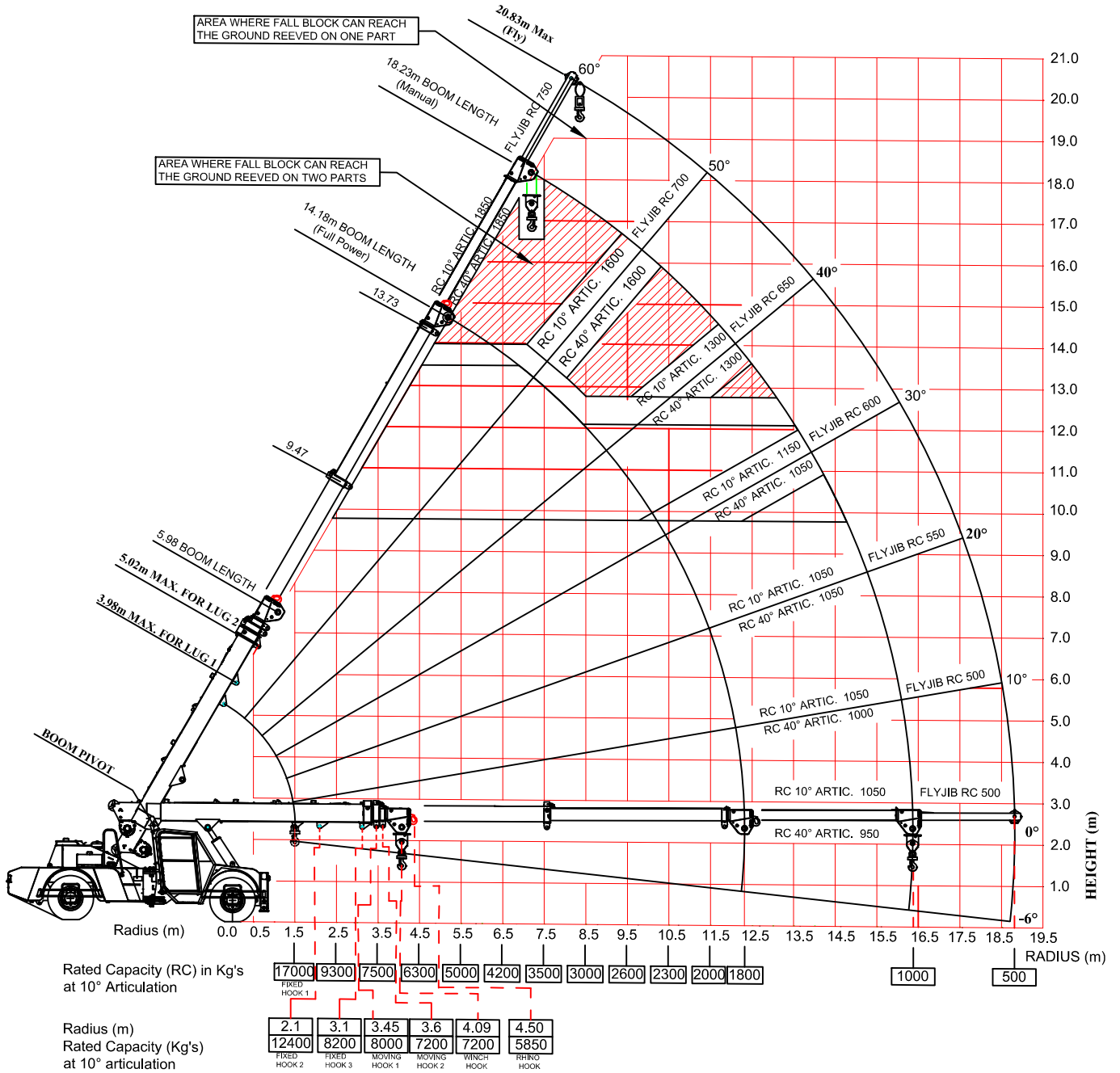
Front view



Area of operation



RADIUS LOAD CHART



Note:

- Rated Capacity values shown are for the Pick and Carry Chart.
- Rhino Hook & Fly Jib shown are provided as per customer request.
- Rope Ø13mm & Min breaking force ≥145kN

LOAD CHART

RATED CAPACITY CHART - LIFTING ON WINCH FALL BLOCK																			
RADIUS	BOOM LENGTH (m)																		
	5.98	6.50	7.00	7.50	8.00	8.50	9.00	9.50	10.00	10.50	11.00	11.50	12.00	12.50	13.00	13.50	14.00	14.18	
1.5	10500	10500																	
	10500	10500																	
	56	59																	
2.0	9500	9700	10500	10500	10500														
	9500	9700	10500	10500	10500														
	49	53	56	59	60														
2.5	9300	9400	9600	10500	10500	10500	10200												
	9300	9400	9600	10500	10500	10500	10200												
	43	48	51	54	57	59	60												
3.0	9300	9300	9400	9500	10200	9900	9400	8900	8700										
	9200	9200	9200	9100	9100	9100	9000	8900	8700										
	35	41	46	49	52	55	57	59	60										
3.5	8700	8700	8700	8600	8600	8600	8600	8300	8100	7600	6700								
	7700	7700	7700	7700	7700	7700	7600	7600	7600	7600	6700								
	26	34	40	44	48	51	53	55	57	59	60								
4.0	7400	7500	7500	7500	7400	7400	7400	7400	7400	7100	6200	5600	5300						
	6600	6600	6600	6600	6600	6600	6600	6600	6600	6500	6200	5600	5300						
	10	25	33	38	43	46	49	52	54	56	58	59	60						
4.5	7200	6500	6500	6500	6500	6500	6500	6500	6500	6400	5800	5200	5000	4800	4600				
	6400	5800	5800	5800	5800	5800	5800	5800	5700	5700	5700	5200	5000	4800	4600				
	(4.09)	10	24	32	37	41	45	48	50	53	54	56	58	59	60				
5.0		6300	5800	5800	5800	5800	5800	5800	5700	5700	5400	4900	4700	4500	4300	4100	4000	4000	
		5600	5100	5100	5100	5100	5100	5100	5100	5100	5100	4900	4700	4500	4300	4100	4000	4000	
		(4.60)	10	23	31	36	40	44	46	49	51	53	55	57	58	59	60	60	
6.0			5600	5000	4700	4700	4700	4700	4700	4600	4600	4300	4100	4000	3800	3700	3500	3500	
			5000	4500	4100	4100	4100	4100	4100	4100	4100	4100	4100	4000	3800	3700	3500	3500	
			(5.10)	(5.60)	9	22	29	34	38	41	44	47	49	51	53	54	56	56	
7.0					4600	4200	3900	3900	3900	3900	3900	3700	3500	3300	3200	3100	3000	3000	
					4000	3700	3400	3400	3400	3400	3400	3400	3400	3400	3300	3200	3100	3000	
					(6.10)	(6.60)	9	21	27	32	36	39	42	45	47	49	51	51	
8.0							3800	3500	3300	3300	3300	3300	3300	3100	3000	2900	2800	2700	
							3300	3100	2900	2900	2900	2900	2900	2900	2800	2800	2800	2700	
							(7.10)	(7.60)	8	20	26	31	34	38	40	43	45	46	
9.0									3200	3000	2800	2800	2800	2800	2700	2600	2500	2500	
									2800	2600	2500	2500	2500	2400	2400	2400	2400	2400	
									(8.10)	(8.60)	8	19	25	29	33	36	39	40	
10.0												2800	2600	2400	2400	2400	2300	2300	
												2400	2200	2100	2100	2100	2100	2100	
												(9.10)	(9.60)	8	18	24	28	33	
11.0														2400	2300	2100	2100	2100	
														2100	2000	1900	1800	1800	
														(10.10)	(10.60)	7	17	23	25
12.3																1800	1700	1600	1550
																1550	1450	1350	1350
																(11.10)	(11.60)	(12.10)	(12.28)

KEY:

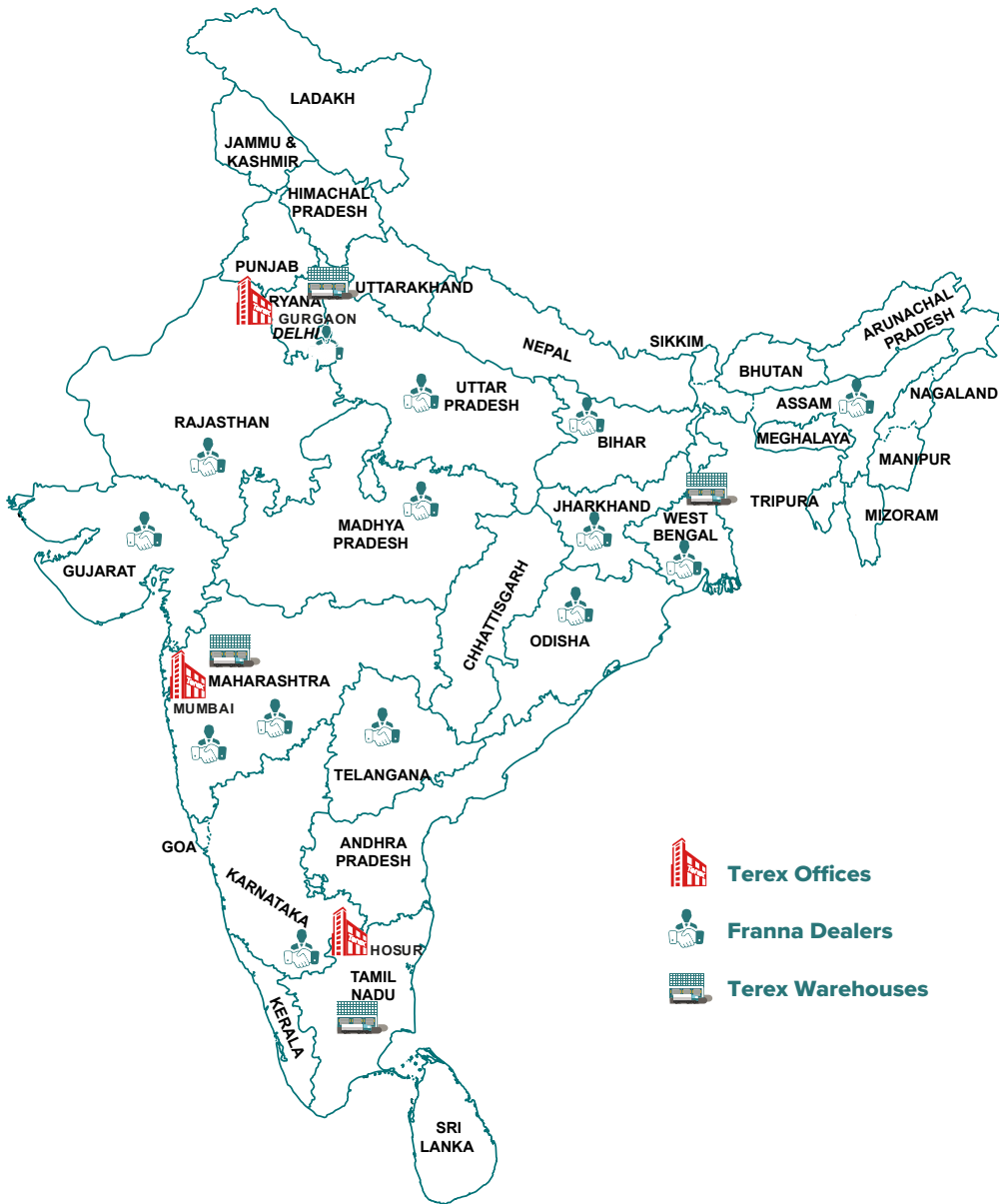
- SWL (KG) LESS THAN 10 DEG ARTICULATION
- SWL (KG) GREATER THAN 10 DEG ARTICULATION
- BOOM ANGLE OR (RADIUS AT 0 DEG BOOM ANGLE)




Note: Weight of slings & hook block to be added to load
Read and understand warning notes before operating crane

FR-17 WORKING



OUR LOCATIONS



-  **Terex Offices**
-  **Franna Dealers**
-  **Terex Warehouses**

South: Hosur Plant

Terex India Private Limited
 Plot No : E-18, Expansion-II, Phase-II
 SIPCOT, Krishnagiri Road
 Hosur - 635 109, Tamil Nadu
Tel: +91 4344 352 200

North

Terex India Private Limited
 907-908, 9th Floor, Palm Spring Plaza,
 Golf Course Road, DLF Phase 5, Sector 54
 Gurgaon 122 003, Haryana
Tel: +91 4344 352 164

West

Terex India Private Limited
 Office No. 05-116, Zenia Building Hiranandani Circle,
 Hiranandani Business Park
 Thane - 400607, Maharashtra
Tel: +91 4344 352 200

Email: franna@terex.com



Follow us on


The information contained in this leaflet is intended to be of general nature.
 Terex Corporation reserves the right to change the specifications without prior notice.
 All dimensions and weights are variable within $\pm 5\%$



www.terex.com/franna

